

When style & economy matter...

LET THE LIGHT IN



USING AJ MANUFACTURING'S UTILITY WINDOWS

**Window Comparison**

110 210 310 410

**Frame/Sash Construction**

Horizontal master frame consisting of one operating sliding sash, one fixed sash and screen		■	■	■
Horizontal master frame consisting of one operating sliding sash and one fixed sash (no screen)	■			
Extruded aluminum frame with built-in nailing fin	■			■
Extruded aluminum frame with a built-in, self-flashing J channel and nailing fin		■		
Extruded aluminum frame with exclusive 1" EZ Fit® frame system for panel ribs through 1" high			■	
Operating sash constructed of extruded aluminum framing with nylon rollers	■	■	■	■
Fixed sash constructed with dual durometer vinyl framing	■	■	■	■
Aluminum frames and sashes electrostatically-coated with enamel paint	■	■	■	■
Equipped with sash interlock system	■	■	■	■
Fastened with stainless steel screws or plated zinc screws, chromate dipped	■	■	■	■

**Window Unit Glass and Screen Construction**

Glazed sashes with single strength glass	■	■	■	■
Operating sash sealed with flexible vinyl U-channel marine glazing	■	■	■	■
Fixed sash easily removable for reglazing	■	■	■	■
Screen panel constructed of a roll formed aluminum frame with pull tabs	■	■	■	■
Rust proof mesh fiberglass screen		■	■	■

**Weatherstripping**

Nonabsorbent woven polypropylene pile weatherstripping on operating sash	■	■	■	■
PVC bulb weatherstripping to seal window against side of building			■	

**Color Options**

White	■	■	■	■
Brown	■	■		■

**AJ Manufacturing, Inc.**  
 1 800 328 9448 | 715 568 2204 | fax 715 568 3099  
 1217 Oak Street | Bloomer, Wisconsin 54724  
 email sales@ajdoor.com | www.ajdoor.com




...count on AJ Manufacturing.



# SHED SOME LIGHT ON THE PRODUCT...

## FOUR DISTINCT INSTALLATION OPTIONS

AJ Manufacturing has the right window to meet your installation needs. Choose from four distinct installation options on windows up to 4'0" x 3'0" rough opening size.



### BUILT-IN NAILING FIN — Series 110 & 410

For installation in buildings using pre-designed trim packages. Series 410 with screen and Series 110 without.

### BUILT-IN SELF FLASHING J-CHANNEL — Series 210

For installation in a building where a J-channel is an integral part of the window.

### BUILT-IN EZ FIT® SELF-FINISHING SYSTEM — Series 310

A self-finishing installation system used in new construction after the steel goes onto the building, or, as a retrofit to an existing building. Windows fit 9" and 12" rib patterns, all rib heights through 1".

### INSTALLING IN TANDEM

Create a thermo-loc by installing a Series 110 with a Series 210, 310 or 410. The air pocket between the two creates an insulating effect.

## MAINTENANCE-FREE FRAMEWORK

Consistent with AJ's high quality, the maintenance-free framework has the following features:

- Durable extruded aluminum frame and sash
- Electrostatically coated with enamel paint
- Built-in mullion to prevent frame flexing
- Sash interlock for added security and weather resistance
- All joints tested for leak protection


**Cam Sash Lock**  
Durable and visually appealing, cam sash locks are equipped on the operating sash for security.



## SUPERIOR WEATHERSTRIPPING

Weatherstripping that provides superior water repellency for your building.

- Nonabsorbent woven polypropylene pile weatherstripping on operating sash
- Leak-proof testing on each window
- PVC bulb weatherstripping for secure seal on 310 EZ Fit® series



**Nylon Rollers**  
Provide smooth sliding movement of the operating sash, creating less friction and ease of operation.

## DURABLE HARDWARE

Hardware is constructed for durability and exceptional appearance. Parts include:

- Zinc die cast cam type locks on operating sash
- Nylon rollers on base of operating sash for smooth and easy sash movement
- Chromate-dipped stainless steel screws or plated screws fasten all framework

## PRACTICAL GLAZING AND SCREENS

Glazing is of single-strength glass within easy-to-replace sash and screening:

- Flexible vinyl U-channel marine glazing
- Removable fixed and operating sash for easy reglazing
- Rollformed aluminum screen framing with pull tabs for easy removal
- Rust proof mesh fiberglass screen


### Nailing Fin

Built-in nailing fin featured on 110 and 410 Series.



### J-Channel

Built-in, self-flashing J-channel featured on 210 Series.



### EZ Fit®

Install Series 310 windows in existing post-frame structures with AJ's exclusive EZ Fit® Self-Finishing System. To install the EZ Fit® system: (1) cut window opening, (2) align top of window with top of opening, (3) slide long fin behind steel, (4) push bottom of window against steel, and (5) slide down with short fin behind steel.



### Installing in Tandem

Create a thermo-loc by installing a Series 110 window with 210, 310, or 410 Series window. The air pocket created between the two provides an insulating effect.