


A.J. Manufacturing// **series** //900 & 905



high performance thermal window systems



series 900 and 905

high performance thermal window systems



Series 900
Horizontal Sliding
Window



Series 905
Fixed Lite
Picture Window

*Windows shown with optional grids and
EZ Fit® Installation System.*

Series 900/905

Picture Perfect

You will find the Series 900 and 905 a picture perfect match. The Series 900 is a sliding window and the Series 905 is a fixed-lite window that can be combined to create a diverse look for your building.

Window Testing

	900 Slider	905 Fixed Lite
U-Factor	0.43	0.33
CRF Frame	49	58
CRF Glass	65	77
SHGC	0.31	0.37

** Glazing: Clear/Low-E, Argon-filled IGU with Super Spacer*

** Data obtained using NFRC approved simulation and test methods, conducted by Architectural Testing, Inc.*

protection from the elements


when the demands of nature require higher performance

Series 900/905

Sturdy, Thermally Broken Master Framework

The Series 900/905 framework has been designed with a thermal barrier to reduce thermal loss.

- Extruded aluminum frame and sash construction with high-density polyurethane thermal break
- Electrostatically coated with enamel paint
- Self-cleaning sloped sill
- Built-in mullion to prevent frame flexing
- Sash interlock for added security
- Aluminum header block to prevent unwanted movement and sash removal when window is locked
- Butt corners and close tolerance for strength
- Hardware meets ASTM A164-71 and ASTM A165-71 standards



Nylon Rollers

Nylon rollers for smooth sash operation.

Superior Sealing

Series 900/905 windows are sealed with double weatherstripping of nonabsorbent woven polypropylene pile to prevent damaging moisture. The Series 905 windows are glazed with 1" thick insulated glass to ensure energy efficiency. Other insulating features include:

- Sash interlock system creates weatherproof, bug-proof, rattle-proof, draft barrier
- Flexible vinyl U-channel marine glazing
- Reglazing via the interior of the building
- Optional Low-E Argon-filled glass
- Optional mullion kit for attaching multiple units together

Options to Fit Your Needs

- Sizes through 6'0" x 4'0" rough opening
- Available in white, bronze, or clay
- Three distinct installation options: snap-in nailing fin, snap-in J-channel and attached EZ Fit[®] trim



Cam-Type Sash Locks

Painted zinc die cast cam-type sash locks.

Additional Features

Superior Sealing and Leak Proof Tested

Every window is water tested by our technicians before leaving our facility to ensure a leak-free seal is in place before installation.

Window Mullions

Install Series 900/905 windows in a single opening with AJ's insulated mullion. Each pre-fabricated mullion can be installed vertically or horizontally, depending on your construction needs. *Imagine the possibilities.*

- Transom option available

Thermally broken for energy savings, our window mullions use the snap-fit assembly process and combine with both the nailing fin and J-channel installation systems. After mullion has attached the two windows, only .625" has been added to the combined window width. For additional energy savings, foam insulation is available to fill cavities between mullion and window frames.



A.J. Manufacturing, Inc
www.ajdoor.com

Frame/Sash Construction

Extruded aluminum frame and sash construction	■	■
Electrostatically coated frame and sash with baked enamel	■	■
Self-cleaning sloped sill	■	
Nylon rollers for smooth, level sash operation	■	
Removable operating sash for interior cleaning access	■	
Fits openings through 6'0" x 4'0"	■	■
Custom sizes available	■	■

Window Unit Glass And Screen Construction

Sash interlock system for weatherproof, bug-proof, rattle-proof, draft barrier	■	
5/8" thick insulated glass unit	■	
1" thick insulated glass unit		■
Removable rust/insect proof fiberglass mesh screen	■	
High performance glass or tinted glass	■	■
Available with or without enclosed grids	■	■

Weather Stripping

Nonabsorbent woven polypropylene pile	■	■
Sealed with flexible vinyl U-channel marine glazing	■	
Gasket glazing system; reglazing performed from interior of structure		■
Water tested before leaving facility	■	■

Hardware

Hardware meets ASTM A164-71 and ASTM A165-71 standards	■	■
Painted zinc die cast cam-type sash locks	■	
Extruded aluminum header blocks	■	
Non-corrosive metal fasteners	■	■

Installation Options

EZ Fit® Installation System	■	■
J-Channels	■	■
Nailing Fins	■	■

Colors

White	■	■
Bronze	■	■
Clay	■	■
Custom		■




EZ Installation

With four installation options, AJ's High Performance Thermal Windows are suitable for wood, steel or masonry.

EZ Fit® System

Designed to provide curb appeal while reducing installation labor, AJ's exclusive EZ Fit® Window Installation System provides an easy retrofit installation to existing post-frame structures that use up to 1" steel rib panels. With our EZ Fit® self-finishing system, your building will show no exposed steel edges, no exposed caulk, no exposed fasteners and will need no maintenance. The EZ Fit® trim can be custom painted to match or accent your building.



EZ as 1-2-3

- 1 Cut window opening in installed steel panels of structure.
- 2 Align top of window with top of opening, sliding long fin behind steel.
- 3 Push bottom of window against steel and slide down with short fin behind steel.



Detailed instructions are available with each window unit. Video available upon request.



J-Channels

This pre-fabricated 4 piece set installs securely into steel panels and horizontal siding. The 1-5/8" J-Channel is factory installed on window frame for fast, weather tight installation. To maintain the impressive appearance of the 900 and 905 Series Windows, J-Channels are color matched to blend with your window selection.



Nailing Fins

In addition to installation in steel panels and horizontal siding, this pre-fabricated 4 piece set incorporates well into wood panel siding. With the nailing fin installation option, weather tight installation is a snap. Two installation locations for the nailing fins permit a choice of positioning of the window relative to the outside wall.



A. J. Manufacturing, Inc.
 1217 Oak Street
 Bloomer, WI 54724
 1-800-328-9448 • 715-568-2204
 www.ajdoor.com

Building Ideas